



---

HAMPTON & NEVADA

# HAMPTON & NEVADA

## LIGHT CONTROL

Santa Fe Hampton and Nevada shutters offer optimum light control, allowing the perfect amount of light into your room; keep light to a minimum by closing all the louvres or enable light to flow freely through open louvres and panels.

---

## PRIVACY

Your choice of shutter style allows you to enhance your privacy without sacrificing natural light flow; choose a café style shutter to enable privacy to the bottom half of the window whilst facilitating full light flow through the upper section.

---

## EASY CARE

Santa Fe fauxwood shutters are perfect for areas of high moisture such as kitchens, bathrooms and wet rooms as the material ensures each shutter is 100% waterproof and allows for shutters to be easily cleaned.

---

## INSULATION

Santa Fe Shutters offer the perfect way to regulate temperature. The insulation properties of a framed shutter create a barrier to the cool outside air, whilst our white colour options reflect heat from the sun's rays in the warmer months.

---

## HANDCRAFTED FOR YOU

Each Santa Fe Shutter is carefully handcrafted for you, enabling you to have an ultimately bespoke shutter. Choose from a variety of shutter styles, louvre profiles, slat sizes and a palette of on trend contemporary tones.

---

## QUALITY ASSURANCE

Santa Fe Hampton and Nevada shutters offer a 10 year\* manufacturer's warranty against structural and hardware defects.

\*5 year warranty on Nevada grey shutters



## BENEFITS OF FAUXWOOD SHUTTERS

---

Santa Fe Fauxwood Shutters are manufactured from high quality HS Polyvinyl and offer multiple benefits including:

- ▶ Durable with waterproof functionality
- ▶ Suitable for most window designs
- ▶ Superior insulation values
- ▶ 9 colour options across 2 ranges
- ▶ Hampton shutters are manufactured in the UK
- ▶ 10 year warranty\*

\*Nevada greys offer a 5 year warranty to cover painted finish

# CHOOSE YOUR DESIGN

Tailor your Santa Fe shutter to suit your interior style.





TIER ON TIER

AVAILABLE IN HAMPTON & NEVADA



GLIDING TRACK

AVAILABLE IN NEVADA ONLY



SHAPED

AVAILABLE IN NEVADA ONLY

Shaped shutters manufactured with chamfered edges are not available under warranty

## CHOOSE YOUR LOUVRE PROFILE

Santa Fe fauxwood shutters offer a choice of an elliptical or urban blade profile on both Hampton and Nevada shutters.

### ELLIPTICAL



Available in 63mm, 76mm and 89mm

### URBAN



Available in 89mm only



## CHOOSE YOUR LOUVRE SIZE

Choose from the following louvre sizes:

63  
MM

76  
MM

89  
MM




## CHOOSE YOUR SHUTTER FRAME

Choose from the refined selection of shutter frames to enhance the finer details of your hand-crafted shutter.


### L FRAME

Frame fitted on or close to edge of window recess.




### Z FRAME

The perfect frame for shutters requiring fixture to the outer edge of a window recess enabling your shutter panels to open fully and sit against your interior wall.



### DECO FRAME

Frame fitted to the wall. Used for tilt and turn windows, opening inwards.



L and Z frame options are available in various aesthetic finishes. Please refer to product specification to view available options.

## CHOOSE YOUR SHUTTER STILE

In line with your choice of shutter frame, the style of panel closure will allow you to perfect your Santa Fe shutter.

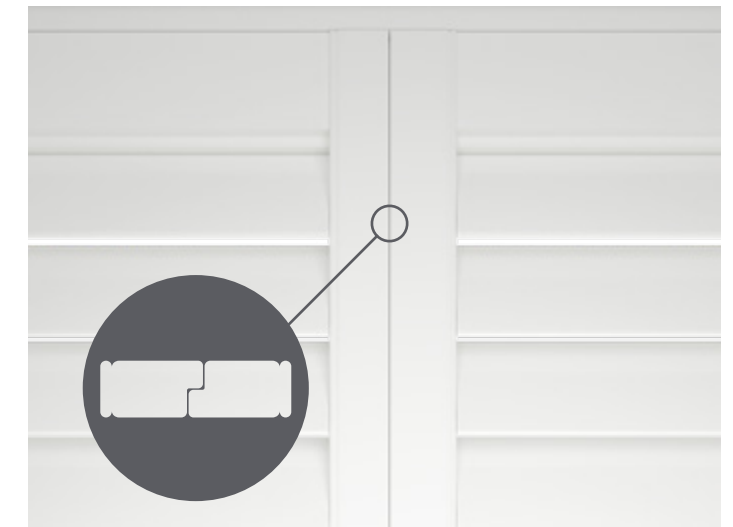
### ASTRAGAL

The vertical sides of the panel are designed to cover the light gap, where 2 panels meet. The small lip offers superior light control.



### RABBET

The vertical sides of the panel have a channel and groove which interconnect to the opposing stile, creating the traditional shutter look.



Available with Nevada only

## LOUVRE OPERATION

Operate your shutter louvres by:

### CENTRAL TILT

Centre tilt rod adds an additional feature to your shutter panels

### OFFSET TILT


Choose to place the tilt rod at an off-set position on the shutter panels

### CLEARVIEW TILT


Clearview eliminates the use of a tilt rod, louvres in each panel are positioned through manoeuvring one louvre.

# SHUTTER COLOURS


The Nevada collection is available in a selection of popular whites and creams to cool grey tones, suited to any interior. The Hampton collection is available in Vivid White and Silk White.




Vivid White\*




Bright White




Silk White\*




White




Ecu




Phantom



Moonlit



Lunar



Armory

\*Hampton available in Vivid White & Silk White.

**Disclaimer** – printed colours may vary. Please reference physical swatches when colour matching.



